


Introduction to Pinterest

Pinterest is a **pinboard**-style **photo-sharing** website that allows users to create and manage theme-based image collections such as events, interests, and hobbies. Users can browse other pinboards for images, "re-pin" images to their own pinboards, or "like" photos.

Washtenaw Literacy is using Pinterest to share online resources for tutors and learners. You do not need an account to access Pinterest but an account will allow you to have your own pinboards, like and repin pins and follow boards.

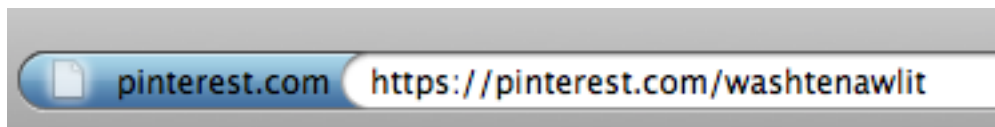
Basic Introduction to using Pinterest to find Washtenaw Literacy resources.

1. Go to Pinterest.com

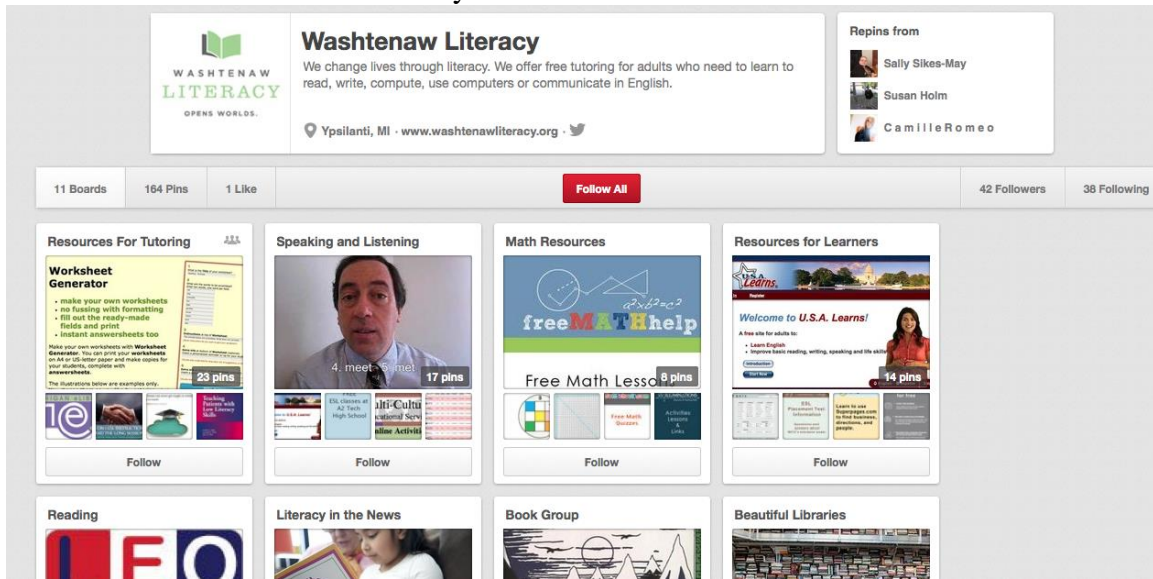


2. If you have an account sign in. You do not need an account or to sign in to proceed.

3. To find Washtenaw Literacy's Pinterest page go to pinterest.com/washtenawlit

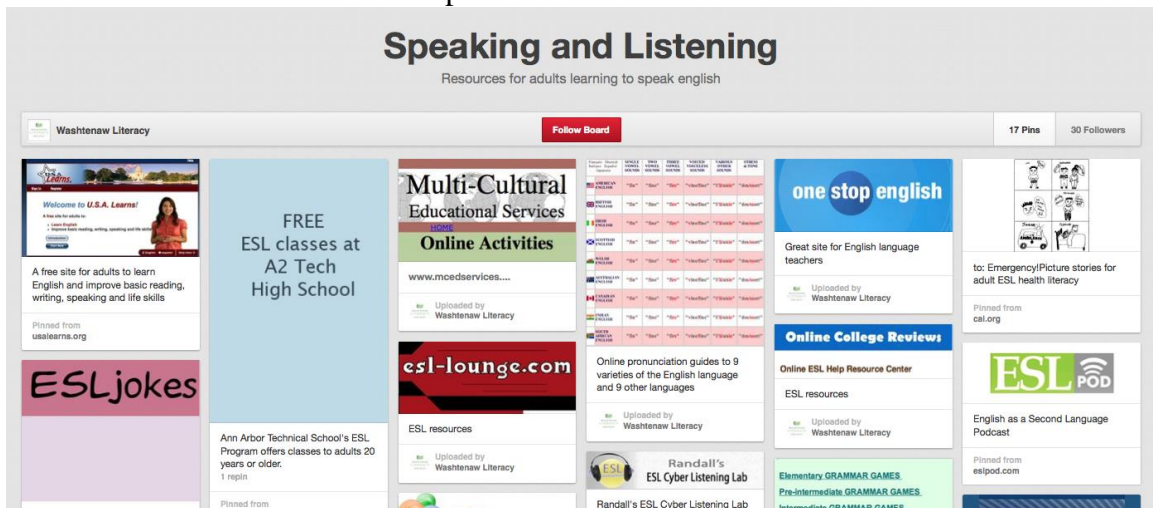


4. This is the Washtenaw Literacy page. Here you will find many resources for tutors and learners along with many other literacy related things. You will also find information on Washtenaw Literacy.



The resources are organized into “boards”. Click on the board that you would like to view.

5. The board is made up of “Pins”. A pin is an image that links back to it’s original source on the internet. Click on a pin to see more.




6. This is a pin that has been clicked on. Under the image is a description of the image or the website that it links to.

The image shows a Pinterest pin interface. At the top left, there are buttons for 'Pin it', 'Like', and 'Website'. The main image is a screenshot of the U.S.A. Learns website. The website header features the 'U.S.A. Learns' logo and a background image of a cityscape with a large building. Below the header, there are links for 'Sign In' and 'Register'. The main content area says 'Welcome to U.S.A. Learns!' and lists the site's purpose: 'A free site for adults to: Learn English, Improve basic reading, writing, speaking and life skills'. There are buttons for 'Introduction' and 'Start Now'. At the bottom of the website screenshot, there are language options: 'English', 'español', and 'Skip Intro'. To the right of the main image is a sidebar titled 'Speaking and Listening' by 'Washtenaw Literacy'. It contains several smaller images and text, including 'FREE ESL classes at A2 Tech High School' and 'Multi-Cultural Professional Skills Online Academy'. Below the sidebar is a 'Follow Board' button. At the bottom of the pin, there is a description: 'Washtenaw Literacy · 5 weeks ago. A free site for adults to learn English and improve basic reading, writing, speaking and life skills'. To the right of the description is a section titled 'Other pins from usalearns.org' showing a grid of similar pins.

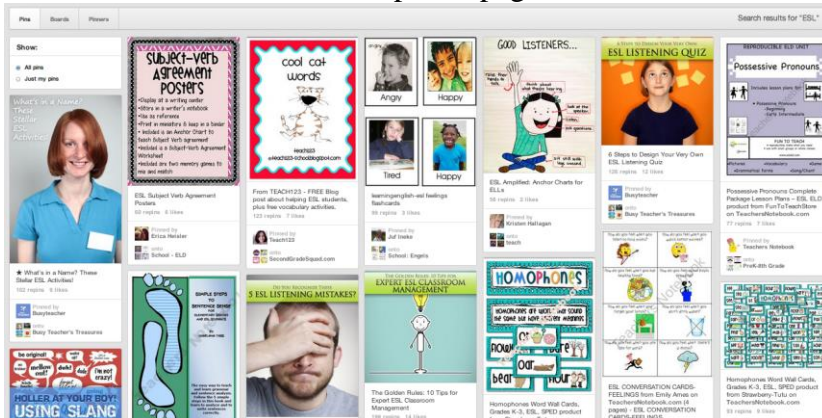
7. Click on the image or the button that says “website” to take you to the website that it links to.

How to search

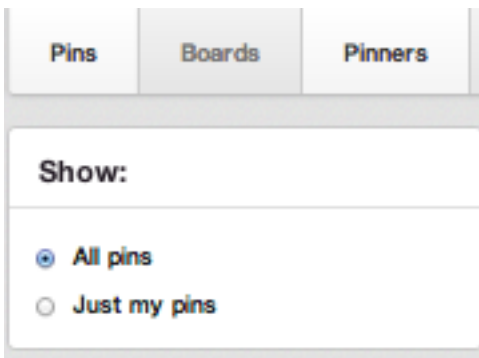
To search, locate the search bar in the upper left corner of the home screen. Type in a search term.



The search results will come up on a page like this:



You can then choose if you want to search by, Pins, Boards, or Pinner (people with accounts) and if you want to see All pins, or Just my pins (pins that you have pinned on a board)



Pin it 88

Like 8

Website

Send



Busyteacher · 16 weeks ago
6 Steps to Design Your Very Own ESL Listening Quiz



Washtenaw Literacy · That's you!

Add a comment...